

# “ MIX FLOW PUMP ”

เครื่องสูบน้ำหอยโข่งขนาดใหญ่

ติดตั้งบนทรลเลอร์ลากจูง  
หรือแท่นสก็  
สามารถเลือกตามความเหมาะสม  
ของการใช้งาน



# 6” Diesel Pump

Vacuum Assisted



## Product Description

Diesel engine driven centrifugal pump equipped with vacuum-assisted priming system.

Trailer mounted for easy transportation having the following additional features: Run dry mechanical seal, Auto-start control, monitoring of fuel level, engine load, run time, oil and coolant temperature, and telemetry system.

## Technical Data

### Operating Parameters

Flow Rate	240 Q / 4,000 L/min
Total Head	13.5 m.
Casing Pressure	1.2 MPa.
Temperature	10 Celsius to 105 Celsius
Pump Speed	1,500 rpm.

### Pump & Accessory Specifications

Structure	Horizontal, Mix flow, Single Stage, Single Suction
Suction / Discharge Size	6 inch / 6 inch
Casing	Cast Iron
Impeller	Cast Iron(standard), Stainless Steel(optional)
Shaft	Carbon Steel(standard) Stainless Steel(optional)
Seal	Mechanical Seal(standard) Gland Packing(optional)
Bearing	Ball Bearing



### Driver properties

### Standard Type

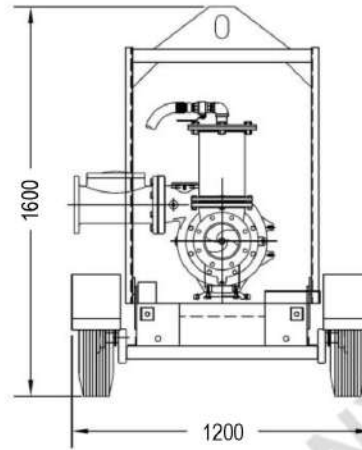
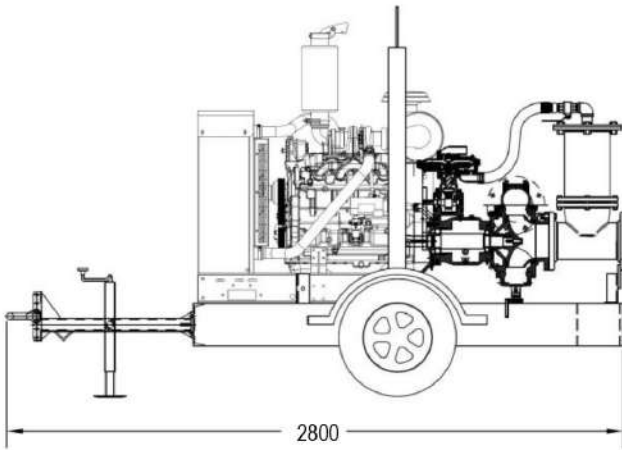
### Special Type

Driver Type	Diesel Engine, 4 Stroke, Direct Injection	Diesel Engine, 4 Stroke, Direct Injection
Driver Make	HUAFA	YANMAR
Model	R4100ZD	3TVN88
Power Rating	54 HP @1,500 rpm.	18 HP @1,500 rpm.
Displacement	3,600 cc	1,642 cc
Aspiration	Turbocharged Charge, Water Cooled	Naturally aspirated, Water Cooled
Number of Cylinders	4	3
Fuel Consumption	≤220	≤220
Safety Shutdowns	Low Oil Pressure, High Temp.	Low Oil Pressure, High Temp.

# 6" Diesel Pump

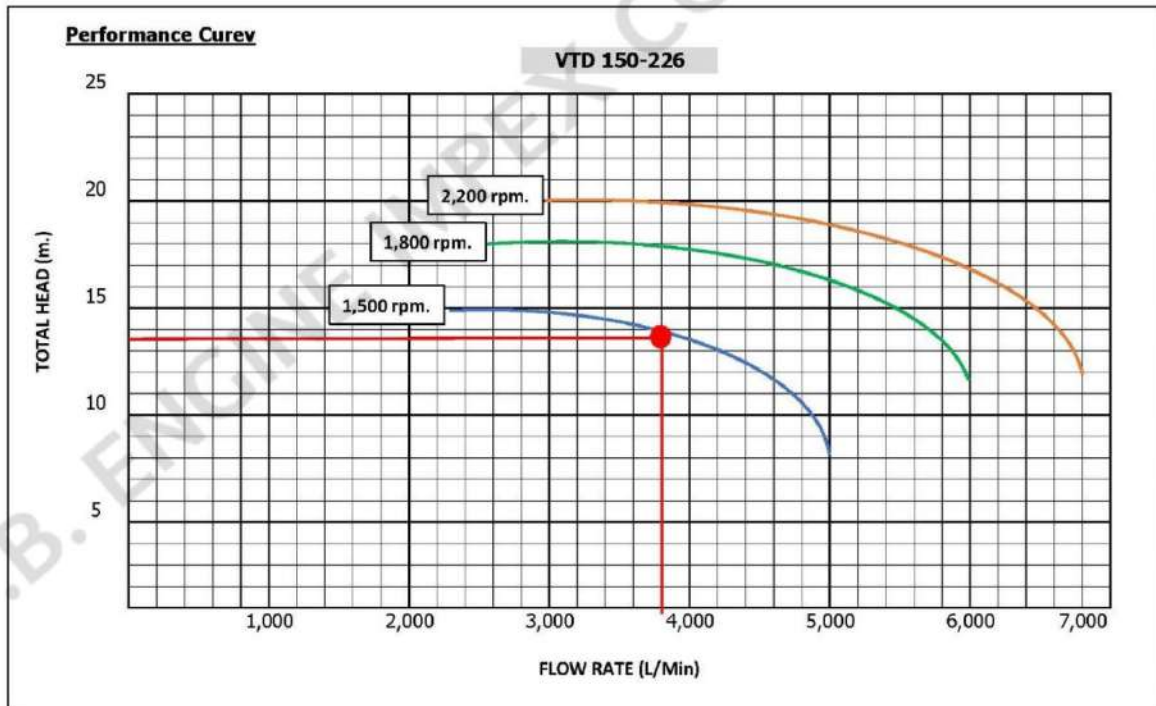
Vacuum Assisted

## Dimensional Drawing Dimensional Details



Weight	1200 kg.
Width	1200 mm.
Length	2800 mm.
Height	1600 mm.

## Performance Curve



# 8” Diesel Pump

Vacuum Assisted



## Product Description

Diesel engine driven centrifugal pump equipped with vacuum-assisted priming system. Trailer mounted for easy transportation having the following additional features: Run dry mechanical seal, Auto-start control, monitoring of fuel level, engine load, run time, oil and coolant temperature, and telemetry system.

## Technical Data

### Operating Parameters

Flow Rate	500 Q / 8,500 L/min
Total Head	13.5 m.
Casing Pressure	1.2 MPa.
Temperature	10 Celsius to 105 Celsius
Pump Speed	1,500 rpm.

### Pump & Accessory Specifications

Structure	Horizontal, Mix flow, Single Stage, Single Suction
Suction / Discharge Size	8 inch / 8 inch
Casing	Cast Iron
Impeller	Cast Iron(standard), Stainless Steel(optional)
Shaft	Carbon Steel(standard) Stainless Steel(optional)
Seal	Mechanical Seal(standard) Gland Packing(optional)
Bearing	Ball Bearing



### Driver properties

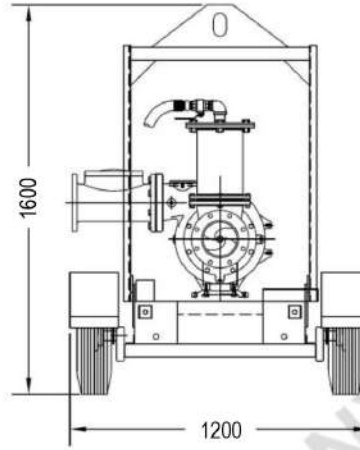
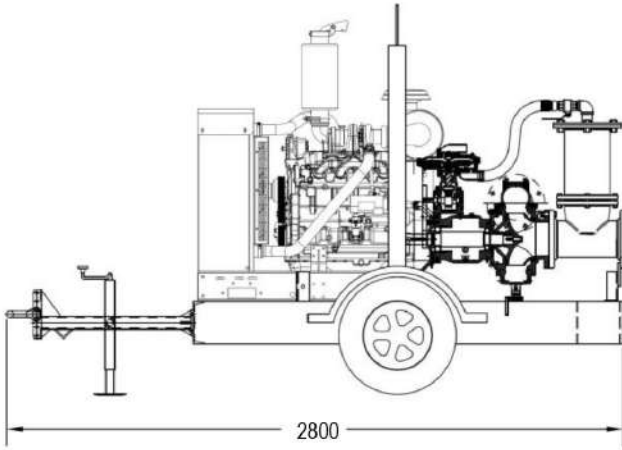
### Standard Type

Driver Type	Diesel Engine, 4 Stroke, Direct Injection	Diesel Engine, 4 Stroke, Direct Injection
Driver Make	<b>HUAFA</b>	<b>YANMAR</b>
Model	<b>R4105ZD</b>	<b>4TVN98T</b>
Power Rating	75 HP @1,500 rpm.	55 HP @1,500 rpm.
Displacement	3,600 cc	3,319 cc
Aspiration	Turbocharged Charge, Water Cooled	Naturally aspirated, Water Cooled
Number of Cylinders	4	4
Fuel Consumption	≤220	≤220
Safety Shutdowns	Low Oil Pressure, High Temp.	Low Oil Pressure, High Temp.

# 8" Diesel Pump

Vacuum Assisted

## Dimensional Drawing Dimensional Details



Weight	1200 kg.
Width	1200 mm.
Length	2800 mm.
Height	1600 mm.

## Performance Curve

